


ABOUT EFW...

The EFW Radiology partnership was established in 1966 to provide diagnostic imaging services to Calgary and the surrounding area. EFW has since grown to include ten community clinics and two hospital practices.

Our radiologists and perinatologists are the backbone of the University of Calgary's Medical School teaching and research faculty for Diagnostic Imaging. They bring with them a wealth of knowledge and experience in the field of pediatric imaging.

EFW's Children's Imaging Centre is the culmination of this experience, and is a natural extension of our unique, highly specialized Maternal Fetal Medicine Centre.





Our goal is to provide a centre of excellence for pediatric imaging, dedicated to the care of young patients and their families.






SERVICES WE PROVIDE...

Our Children's Imaging Centre offers a full range of diagnostic imaging services, including:

ULTRASOUND

-  RENAL (kidneys and bladder)
-  ABDOMEN (liver, pancreas, spleen, kidneys, bile ducts, gallbladder, great vessels)
-  PELVIC (reproductive organs, bladder, kidneys)
-  SMALL PARTS (thyroid, scrotum, breast, superficial)

X - RAY

-  BONE AGE
-  TRAUMA
-  GENERAL X-RAY







Our staff would be pleased to provide further information on these and any other imaging exams.

CHILDREN'S IMAGING CENTRE...

Our priority is to provide our diagnostic imaging services in a patient-focused, family-oriented setting.

Each appointment is scheduled around the needs of our young patients.

We are pleased to provide:

-  A child friendly atmosphere
-  A breast-feeding friendly facility with full diaper changing amenities
-  A clinic where parents are encouraged to be with their child during their ultrasound exam
-  A location within walking distance to the Southland LRT station
-  Immediate consultation with the radiologist at the completion of all ultrasound exams
-  A comprehensive and thorough report provided to the referring physician

Our technologists are highly skilled professionals, with many years of experience in pediatric imaging.